





Tru-R molded polystyrene insulation is used for a wide range of construction applications. Tru-R insulation is available in a range of standard R-values and standard thicknesses to meet all your application requirements.

THICKNESS @ 75°F							
		100	130	150	250	400	600
R-5 (RSI 0.88)	in (mm)	1 ⁵ / ₁₆ (33)	1 ⁵ / ₁₆ (33)	1 ³ / ₁₆ (30)	1 ¹ / ₈ (29)	1 ¹ / ₈ (29)	1 ¹ / ₈ (29)
R-7.5 (RSI 1.32)	in (mm)	2 (51)	2 (51)	1 ¹³ / ₁₆ (46)	1 ¹¹ / ₁₆ (43)	1 ¹¹ / ₁₆ (43)	1 ¹¹ / ₁₆ (43)
R-10 (RSI 1.76)	in (mm)	2 ⁵ / ₈ (67)	2 ⁵ / ₈ (67)	2 ³ / ₈ (60)	2 ¹ / ₄ (57)	2 ¹ / ₄ (57)	2 ¹ / ₄ (57)
R-15 (RSI 2.64)	in (mm)	3 ¹⁵ / ₁₆ (100)	3 ¹⁵ / ₁₆ (100)	3 ⁹ / ₁₆ (90)	3 ³ / ₈ (86)	3 ³ / ₈ (86)	3 ³ / ₈ (86)
R-20 (RSI 3.52)	in (mm)	5 ¹ / ₄ (133)	5 ¹ / ₄ (133)	4 ³ / ₄ (121)	4 ¹ / ₂ (114)	4 ¹ / ₂ (114)	4 ¹ / ₂ (114)
R-30 (RSI 5.28)	in (mm)	7 ⁷ / ₈ (200)	7 ⁷ / ₈ (200)	7 ¹ / ₈ (181)	6 ³ / ₄ (171)	6 ³ / ₄ (171)	6 ³ / ₄ (171)

R-VALUE @ 75°F							
		100	130	150	250	400	600
3/4 in (19mm)	°F·ft ² ·h/Btu (°K·m ² /W)	2.9 (0.52)	2.9 (0.52)	3.2 (0.55)	3.3 (0.58)	3.3 (0.58)	3.4 (0.59)
1 in (25mm)	°F·ft ² ·h/Btu (°K·m ² /W)	3.9 (0.69)	3.9 (0.69)	4.2 (0.74)	4.4 (0.77)	4.4 (0.77)	4.5 (0.79)
1-1/2 in (38mm)	°F·ft ² ·h/Btu (°K·m ² /W)	5.9 (1.03)	5.9 (1.03)	6.3 (1.11)	6.6 (1.16)	6.6 (1.16)	6.8 (1.19)
2 in (51mm)	°F·ft ² ·h/Btu (°K·m ² /W)	7.8 (1.37)	7.8 (1.37)	8.4 (1.48)	8.8 (1.55)	8.8 (1.55)	9.0 (1.59)
2-1/2 in (63mm)	°F·ft ² ·h/Btu (°K·m ² /W)	9.8 (1.72)	9.8 (1.72)	10.5 (1.85)	11.0 (1.94)	11.0 (1.94)	11.3 (1.98)
3 in (76mm)	°F·ft ² ·h/Btu (°K·m ² /W)	11.7 (2.06)	11.7 (2.06)	12.6 (2.22)	13.2 (2.32)	13.2 (2.32)	13.5 (2.38)
4 in (102mm)	°F·ft ² ·h/Btu (°K·m ² /W)	15.6 (2.75)	15.6 (2.75)	16.8 (2.96)	17.6 (3.10)	17.6 (3.10)	18.0 (3.17)
6 in (152mm)	°F·ft ² ·h/Btu (°K·m ² /W)	23.4 (4.12)	23.4 (4.12)	25.2 (4.44)	26.4 (4.65)	26.4 (4.65)	27.0 (4.76)
8 in (203mm)	°F·ft ² ·h/Btu (°K·m ² /W)	31.2 (5.49)	31.2 (5.49)	33.6 (5.92)	35.2 (6.20)	35.2 (6.20)	36.0 (6.34)

THICKNESS @ 40°F							
		100	130	150	250	400	600
R-5 (RSI 0.88)	in (mm)	1 ³ / ₁₆ (30)	1 ³ / ₁₆ (30)	1 ¹ / ₈ (29)	1 ¹ / ₁₆ (27)	1 ¹ / ₁₆ (27)	1 ¹ / ₁₆ (27)
R-7.5 (RSI 1.32)	in (mm)	1 ¹³ / ₁₆ (46)	1 ¹³ / ₁₆ (46)	1 ¹¹ / ₁₆ (43)	1 ⁹ / ₁₆ (40)	1 ⁹ / ₁₆ (40)	1 ⁹ / ₁₆ (40)
R-10 (RSI 1.76)	in (mm)	2 ³ / ₈ (60)	2 ³ / ₈ (60)	2 ¹ / ₄ (57)	2 ¹ / ₈ (54)	2 ¹ / ₈ (54)	2 ¹ / ₈ (54)
R-15 (RSI 2.64)	in (mm)	3 ⁹ / ₁₆ (90)	3 ⁹ / ₁₆ (90)	3 ³ / ₈ (86)	3 ³ / ₁₆ (81)	3 ³ / ₁₆ (81)	3 ³ / ₁₆ (81)
R-20 (RSI 3.52)	in (mm)	4 ³ / ₄ (121)	4 ³ / ₄ (121)	4 ¹ / ₂ (114)	4 ¹ / ₄ (108)	4 ¹ / ₄ (108)	4 ¹ / ₄ (108)
R-30 (RSI 5.28)	in (mm)	7 ¹ / ₈ (181)	7 ¹ / ₈ (181)	6 ³ / ₄ (171)	6 ³ / ₈ (162)	6 ³ / ₈ (162)	6 ³ / ₈ (162)

R-VALUE @ 40°F							
		100	130	150	250	400	600
3/4 in (19mm)	°F·ft ² ·h/Btu (°K·m ² /W)	3.2 (0.55)	3.2 (0.57)	3.5 (0.61)	3.6 (0.63)	3.6 (0.63)	3.7 (0.65)
1 in (25mm)	°F·ft ² ·h/Btu (°K·m ² /W)	4.2 (0.74)	4.3 (0.76)	4.6 (0.81)	4.8 (0.85)	4.8 (0.85)	4.9 (0.86)
1-1/2 in (38mm)	°F·ft ² ·h/Btu (°K·m ² /W)	6.3 (1.11)	6.5 (1.14)	6.9 (1.22)	7.2 (1.27)	7.2 (1.27)	7.4 (1.29)
2 in (51mm)	°F·ft ² ·h/Btu (°K·m ² /W)	8.4 (1.48)	8.6 (1.51)	9.2 (1.62)	9.6 (1.69)	9.6 (1.69)	9.8 (1.73)
2-1/2 in (63mm)	°F·ft ² ·h/Btu (°K·m ² /W)	10.5 (1.85)	10.8 (1.89)	11.5 (2.03)	12.0 (2.11)	12.0 (2.11)	12.3 (2.16)
3 in (76mm)	°F·ft ² ·h/Btu (°K·m ² /W)	12.6 (2.22)	12.9 (2.27)	13.8 (2.43)	14.4 (2.54)	14.4 (2.54)	14.7 (2.59)
4 in (102mm)	°F·ft ² ·h/Btu (°K·m ² /W)	16.8 (2.96)	17.2 (3.03)	18.4 (3.24)	19.2 (3.38)	19.2 (3.38)	19.6 (3.45)
6 in (152mm)	°F·ft ² ·h/Btu (°K·m ² /W)	25.2 (4.44)	25.8 (4.54)	27.6 (4.86)	28.8 (5.07)	28.8 (5.07)	29.4 (5.18)
8 in (203mm)	°F·ft ² ·h/Btu (°K·m ² /W)	33.6 (5.92)	34.4 (6.06)	36.8 (6.48)	38.4 (6.76)	38.4 (6.76)	39.2 (6.90)